




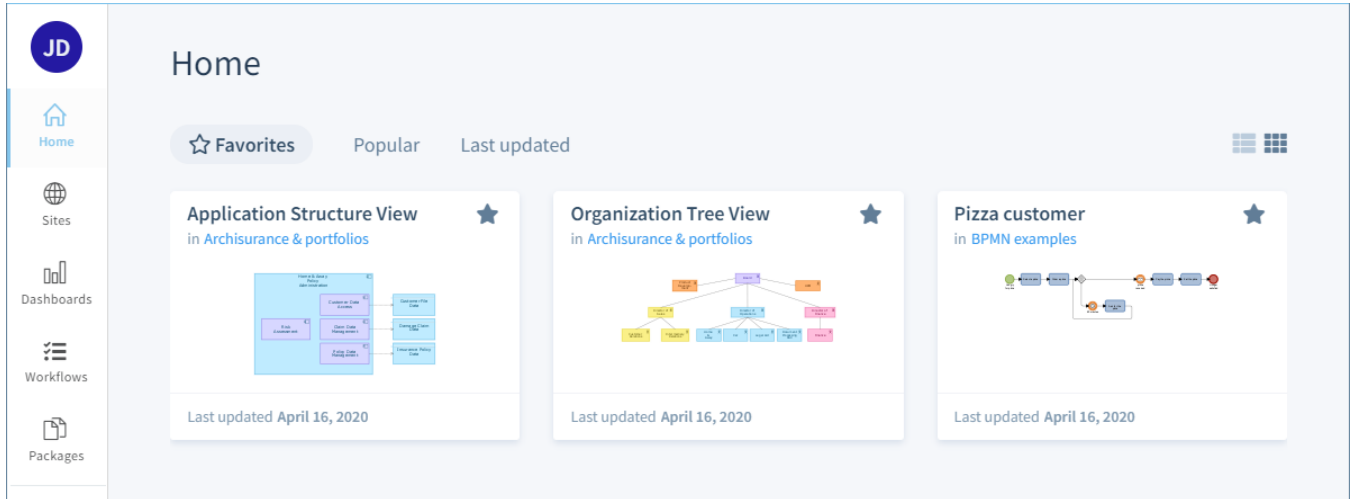
Setting views and properties in sites as favorite

Views and properties of objects and relations in a HoriZZon site can be made favorite. Favorites are user-based, and users can set their own favorites to best fit their needs. Favorite views and properties can be recognized by a .

To mark a view or property as favorite, click the  next to the view or property value. To remove a favorite again, click the .

Favorite views

Favorite views are shown in the **Favorites** section of the portal, and can easily be accessed from there. A favorite view automatically gets a description with the name of the model package the view belongs to.



Clicking the image of a favorite view opens the respective view. The description below the view is a link, clicking it opens the start view of the model package the favorite view belongs to, or, if a start view is not available, the views overview of the model package. At the bottom of the view, there is a counter showing the number of times the view has been visited.

Favorite properties

Favorite properties are shown on the top of the properties panel of a selected object or relation. A property set as favorite is applied to each instance of the property in the entire site.

The screenshot displays the 'Application Structure View' of a software application. The main workspace shows a tree view under the root 'Home & Away Policy Administration'. The 'Risk Assessment' component is highlighted in purple. To its right are three other components: 'Customer Data Access', 'Claim Data Management', and 'Policy Data Management'. A right-hand pane titled 'Risk Assessment' provides details for the selected component.

| Property | Value |
|---------------|----------|
| Related goals | TCO goal |

| Property | Value |
|--------------------|-----------------------|
| Name | Risk Assessment ☆ |
| Related goals | TCO goal ★ |
| Related principles | Component principle ☆ |
| Replication | standard ☆ |
| Replication number | 0 ☆ |

Related articles

- [Working with viewpoints in a site](#)
- [Creating and sharing a site](#)
- [Deleting a site](#)
- [Navigating a site](#)
- [Searching through a site](#)