

























Available view types for ArchiMate modeling






















The following table shows the types of views available for creating ArchiMate® models. The views are shown according to their categorization in the model's context menu in Enterprise Studio.

Overview







Category	Icon	Available views
-		Total view new style
		ArchiMate total view
		Total view classic
		Total view extended
		Layered view
		Architecture overview
		Information structure view
		Landscape map
		Coach view
		
		
		

ArchiMate

Category	Icon	Available views
Motivation		Motivation view
		Goal contribution view
		Goal realization view
		Requirements realization view
		Stakeholder view
		
Strategy		Strategy motivation view
		Capability map view
		Capability realization view
		Value stream view
		Value stream realization view
		





Business	      	<p>Actor cooperation view</p> <p>Business function view</p> <p>Business process cooperation view</p> <p>Business process view</p> <p>Product view</p> <p>Organization structure view</p> <p>Service realization view</p>
Application	   	<p>Application behavior view</p> <p>Application cooperation view</p> <p>Application structure view</p> <p>Application usage view</p>
Technology	   	<p>Implementation and deployment view</p> <p>Technology view</p> <p>Technology usage view</p>
Physical	 	<p>Physical view</p>
Implementation and Migration	   	<p>Implementation and migration view</p> <p>Principles view</p> <p>Programs and projects view</p> <p>Migration view</p>

Strategy



Category	Icon	Available views
-	     	<p>SWOT analysis</p> <p>PESTEL analysis</p> <p>Porter's Five Forces</p> <p>Balanced Scorecard</p> <p>Scenario analysis view</p> <p>Strategy on a Page</p>

Business model








Category	Icon	Available views
----------	------	-----------------

-		Business Model Canvas
		Customer journey map
		Business outcome journey map
		Ecosystem view


Planning

Category	Icon	Available views
-		Roadmap view
		Life cycle view

Portfolio

Category	Icon	Available views
		Portfolio view
		Portfolio landscape view
		Options view
		Metrics view
Stakeholder		Stakeholder goals view
		Stakeholder analysis view
		Analysis view

Risk and security

Category	Icon	Available views
-		Risk and security view

ArchiMate® is a registered trademark of The Open Group.

Related articles

- [Available view types for ArchiMate modeling](#)
- [Choosing the right type of view in your ArchiMate model](#)
- [ArchiMate concepts downloads](#)
- [Concepts for ArchiMate modeling](#)
- [Use of inverse composition when automatically generating views](#)
- [Automatically generating ArchiMate views](#)