


Deleting a site


You can delete a site if you are the creator of the site. If you are not the creator, you can delete a site if you have been invited for the model package or project the site is based on.

Required roles

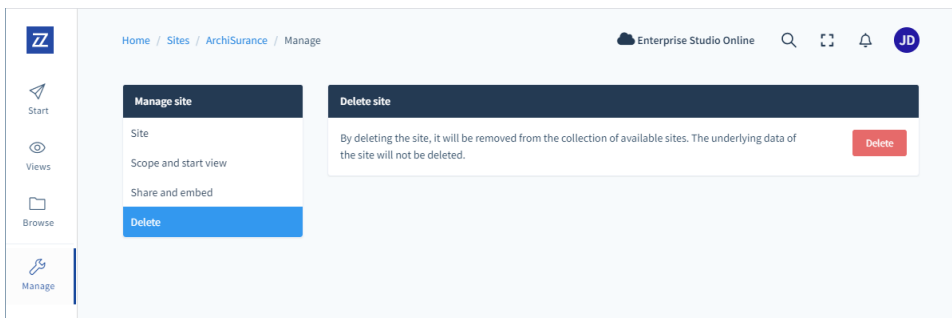
Lead Designer

Steps:

1. In the sidebar menu, click **Sites**, and then click  in the site you want to remove.

 Alternatively, you can click the site, and in the sidebar menu click **Manage**.

2. In the **Manage site** menu, select **Delete**, and then click **Delete**.



Related articles

- [Navigating a site](#)
- [Creating and sharing a site](#)
- [Searching through a site](#)
- [Deleting a site](#)
- [Inspecting views, objects, and relations in a site](#)
- [Setting views and properties in sites as favorite](#)

Troubleshooting

- [Administrator user is not able to manage sites in HoriZZon](#)

Introductory eLearning course

Check out the free Enterprise Studio introductory eLearning course to learn about HoriZZon.

[View course](#)