




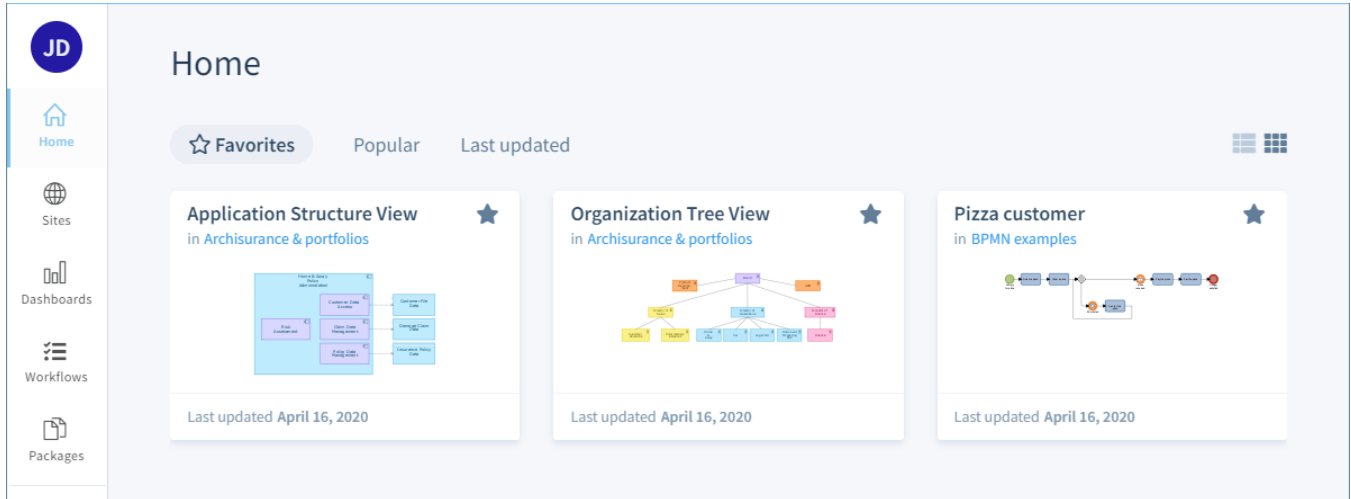
# Setting views and properties in sites as favorite

Views and properties of objects and relations in a HoriZZon site can be made favorite. Favorites are user-based, and users can set their own favorites to best fit their needs. Favorite views and properties can be recognized by a .

To mark a view or property as favorite, click the  next to the view or property value. To remove a favorite again, click the .

## Favorite views

Favorite views are shown in the **Favorites** section of the portal, and can easily be accessed from there. A favorite view automatically gets a description with the name of the model package the view belongs to.



Clicking the image of a favorite view opens the respective view. The description below the view is a link, clicking it opens the start view of the model package the favorite view belongs to, or, if a start view is not available, the views overview of the model package. At the bottom of the view, there is a counter showing the number of times the view has been visited.

## Favorite properties

Favorite properties are shown on the top of the properties panel of a selected object or relation. A property set as favorite is applied to each instance of the property in the entire site.

**Application Structure View**  
Modified by john.doe@bizdesign.com 3 hours ago

**Home & Away Policy Administration**

- Risk Assessment
- Customer Data Access
- Claim Data Management
- Policy Data Management

**Risk Assessment Properties**

Property	Value
Name	Risk Assessment
Related goals	TCO goal
Related principles	Component principle
Replication	standard
Replication number	0

## Related articles

- [Navigating a site](#)
- [Creating and sharing a site](#)
- [Searching through a site](#)
- [Deleting a site](#)
- [Inspecting views, objects, and relations in a site](#)

### Introductory eLearning course

Check out the free Enterprise Studio introductory eLearning course to learn about Horizzon.

[View course](#)